


Signal conditioning modules



RoHS



FEATURES

- Two-terminal isolation (signal input and output are mutually isolated)
- High precision grade (0.1% F.S.)
- High linearity (0.1% F.S.)
- Isolation voltage (2KVAC/60s)
- Extremely low temperature drift (50PPM/°C)
- Industrial grade
(range of operating temperature: -40°C to +85°C)
- High reliability (MTBF >500,000 hours)
- Low ripple & noise: ≤35mVp-p(20MHz)
- ESD protection (IEC/EN61000-4-2 Contact ±4KV perf. Criteria B)
- Small footprint: DIP Package(26*9.5*12.5mm)
- Signal load capacity: ≥2KΩ (@Max. signal output @10V)
- EN60950 approval

TExxxxAN series is analog signal isolation modules with front-end positive/negative signal input and rear-end positive signal output. They are equipped with built-in efficient micro-power source can supply other power to the internal circuit of input signal. The product adopts the electromagnetic isolating technology as a substitute for the traditional linear opto-isolator. In contrast, this type of product has a better performance in temperature drift, linearity, low power consumption and Low ripple. They are two-terminal isolation (input of power supply, signal output and signal output are mutually isolated)

Selection Guide

Certification	Part No.	Power Supply input (VDC)	Input Signal	Output Signal	Isolation Power Output (VDC)
CE	TE5530AN	24	-10V to 10V	0 - 10V	NC
	TE5650AN	12	-10V to 10V	0 - 5V	NC
	TE6630AN	24	-5V to 5V	0 - 5V	NC

Input Specifications

Item	Operating Conditions		Value
Power Input	Input Voltage		Input nominal ±5%
	Input Power	Signal full load	≤1W
	Power Protection		Anti-reverse connection protection
Signal Input	Input Signal		See selection guide
	Input Impedance	In case of max. input of voltage signal	≥10MΩ
	Overload	Maximum continuous over range	±30VDC

Output Specifications

Item	Operating Conditions		Value
Signal Output	Output Signal		See selection guide
	Load Capacity	Voltage output	≥2KΩ
	Load Regulation	Power voltage nominal, full load 2KΩ, Full scale output	≤0.05%
	Power Regulation	Power voltage nominal ±5%, full load output	≤0.05%
	Ripple & Noise	Bandwidth 20MHz	≤35mVpp

Transmission Specifications

Item	Operating Conditions		Value
Zero Offset			0.1%F.S.
Signal Precision			0.1%F.S.
Temperature Coefficient	Operating temperature range of -40 to +85°C		≤50PPM/°C
Band Width			≥2KHz
Response Time			≤1ms

General Specifications

Item	Operating Conditions	Value
Electric Isolation		Power input and the signal output are on the common ground. Isolated between signal input terminal and signal output terminal.
Isolation Voltage	Testing for 1 minute, leakage current <1mA, humidity <70%	2KVAC
Insulation Resistance		100MΩ, 500VDC (signal input terminal and signal output terminal)
Operating Temperature		-40°C to +85°C
Transportation and Storage Temperature		-50°C to +105°C
Max. Casing Temperature	Ta=25°C	≤55°C
Safety Standard		EN60950
Safety Certification		EN60950
Safety Class		CLASS III
Application Environment		The presence of dust, fierce vibration, impulsion and corrosive gas may cause damage to the product

Physical Specifications

Casing Material	WH8100-F (1)
Package	DIP18
Weight	8g(Typ.)
Cooling Method	Natural cooling

EMC Specifications

EMS	ESD	IEC/EN61000-4-2	Contact ±4KV	perf. Criteria B
	EFT	IEC/EN61000-4-4	Signal input port ±1KV(see Fig. 2 for recommended circuit)	perf. Criteria B
	Surge	IEC/EN61000-4-5	Signal input port ±1KV (line-to-ground)(see Fig. 2 for recommended circuit)	perf. Criteria B

Application Precautions

1. Please read the instructions carefully before use; contact our technical support if you have any problem.
2. Do not use the product in hazardous areas.
3. Use DC power supply for the product and 220VAC power supply is prohibited.
4. Do not dismount and assemble the product without permission to avoid failure or malfunction of equipment.

After-sales service

1. Ex-factory inspection and quality control have been strictly conducted for the product; if there occurs abnormal operation or possibility of failure of internal module, please contact the local representative or our technical support.
2. The warranty period for the product is 3 years as calculated from the date of delivery. If any quality problem occurs under normal use within the warranty period, the product can be repaired or changed for free.

Applied circuit

See *Application Notes for Signal conditioning module application manual*.

Design Reference

1. Wiring diagram for product application

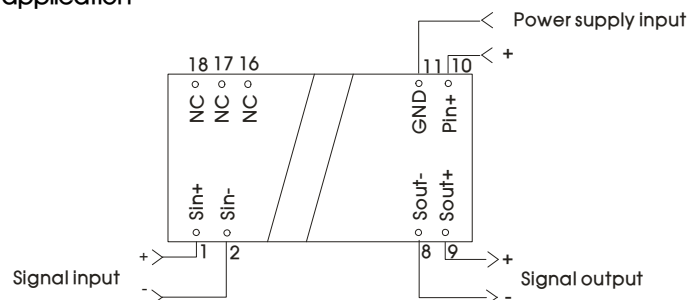


Fig. 1

Note: 16,17,18 pin is the internal test pin, can not have any electrical connection to an external circuit.

2. Recommended EMC circuit

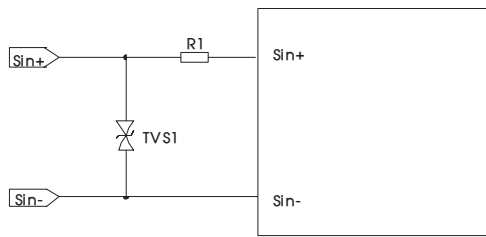


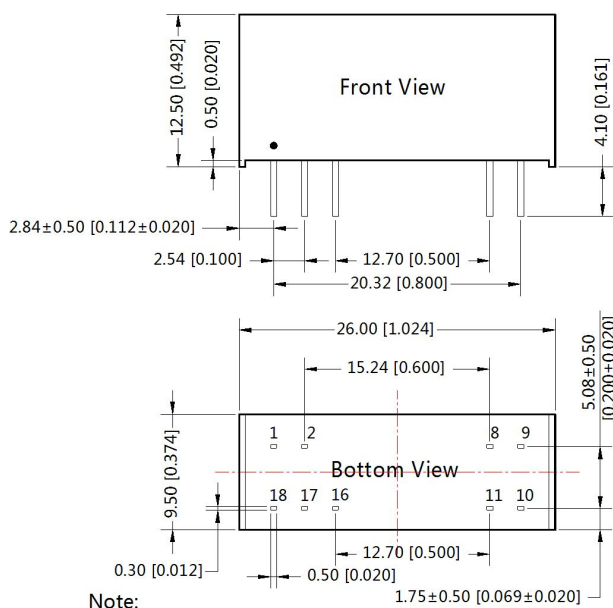
Fig. 2

Components	Recommended parameters
R1	12Ω /2W
TVS1	SMBJ15CA

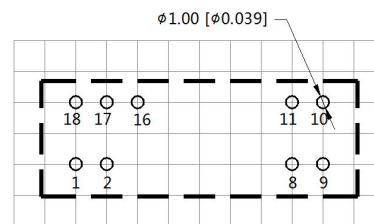
3. For more information please find the application notes on www.mornsun-power.com

Dimensions and Recommended Layout

THIRD ANGLE PROJECTION



Note:
Unit :mm[inch]
Pin section tolerances :±0.10[±0.004]
General tolerances:±0.25[±0.010]



Note : Grid 2.54*2.54mm

Pin-Out		
1	Sin+	Signal input(+)
2	Sin-	Signal input(-)
8	Sout-	Signal output(-)
9	Sout+	Signal output(+)
10	Pin+	Power input(+)
11	GND	GND
Others : NC		

NC: Pin to be isolated from circuitry

Notes:

1. Packing information please refer to Product Packing Information which can be downloaded from www.mornsun-power.com. Packing bag number: 58240002;
2. Unless otherwise specified, data in this datasheet should be tested under the conditions of Ta=25°C, humidity<75% when inputting nominal voltage and outputting rated load;
3. All index testing methods in this datasheet are based on our Company's corporate standards;
4. The performance indexes of the product models listed in this datasheet are as above, but some indexes of non-standard model products will exceed the above-mentioned requirements, and please directly contact our technician for specific information;
5. We can provide product customization service;
6. Specifications of this product are subject to changes without prior notice.
7. Our products shall be classified and stored after being scrapped, and shall be handled by qualified units.

Mornsun Guangzhou Science & Technology Co., Ltd.

Address: No. 5, Kehui St. 1, Kehui Development Center, Science Ave., Guangzhou Science City, Luogang District, Guangzhou, P. R. China
Tel: 86-20-38601850-8801 Fax: 86-20-38601272 E-mail: info@mornsun.cn