

4000VAC isolation test voltage, EE10, flyback transformer



## FEATURES

- 85 ~ 264VAC wide input voltage range
- EE10 Bobbin
- Meets AEC-Q200 standards of reliability
- Meets UL/EN 62368 standards

TTLDE05-20B-D transformer series feature with 4000VAC primary to secondary isolation, an operating ambient temperature range of -40°C ~ +110°C. It can be used with our control IC SCM1703ASA to achieve flyback power supply design with wide input voltage range and various protection functions and superior EMI performance.

## Selection Guide

Part No.	Input Voltage (VAC)	Output Voltage (VDC)	Output Current (mA)	Auxiliary Voltage (VDC)	Auxiliary Current (mA)	Typical Power (W)	Typical Operating Frequency (kHz)
TTLDE05-20B05D	85 ~ 264	5	1000	25.00	20	5	65
TTLDE05-20B12D	85 ~ 264	12	420	18.36	20	5	65

Note: Refer to Schematic for pins and phase points of the transformers.

## Electrical Specifications

Part No.	Inductance <sup>①</sup> (uH)		DCR(mΩ) Typ.			K (Flux Density Factor) (Gauss/A)
	Input Inductance	Leakage Inductance Max.	N1	N2	N3	
TTLDE05-20B05D	1140.00±10%	100.00	3680	54	1340	7773
TTLDE05-20B12D	1140.00±10%	100.00	3680	207	897	7773

Notes: ①The test signal of the inductance are 10kHz and 100mV, test the leakage inductance of N1 based on N2 and N3 are shorted;  
 ②To ensure the transformer will not saturate in all of the applications and conditions, the peak flux density(Bm) should remain below 3000Gauss. Use the following formula to calculate the peak flux density:  $B_m = K \cdot I_{pk}$ ,  $I_{pk}$  stands for the peak current of input, which unit is A;  
 ③Approximate transformer core loss(Pcv) can be calculated as following formula:  $P_{cv} = 3.9E-14 \cdot f^{1.82} \cdot \Delta B^{2.59}$ , the unit of Pcv is W, f stands for operating frequency, which unit is kHz,  $\Delta B$  is the operating flux density, which unit is Gauss.  $\Delta B$  can be calculated as:  $\Delta B = K \cdot \Delta I$ .

## General Specifications

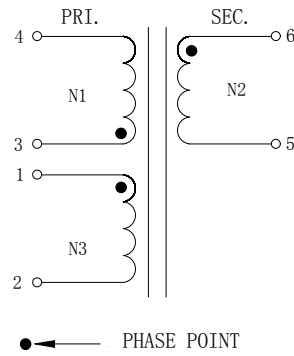
Item	Operating Conditions	Min.	Typ.	Max.	Unit	
Isolation	N1, N3 to N2	Electric Strength Test for 1 minute, leakage current <5mA	4000	--	--	VAC
	N1 to N3	Electric Strength Test for 1 minute, leakage current <1mA	1000	--	--	VDC
Operating Temperature <sup>①</sup>		-40	--	+110	°C	
Storage Temperature <sup>②</sup>		-40	--	+110		
Storage Humidity	Non-condensing	--	--	95	%RH	
Soldering Temperature	Wave-soldering	260 ± 5°C; time: 5 - 10s				
	Manual-welding	360 ± 10°C; time: 3 - 5s				

Notes: ①The temperature of the transformer (ambient plus temperature rise) should be within the operating temperature range;  
 ②The storage temperature of the transformer only.

## Mechanical Specifications

Weight	TTLDE05-20B05D	3.00g (Typ.)
	TTLDE05-20B12D	

Schematic

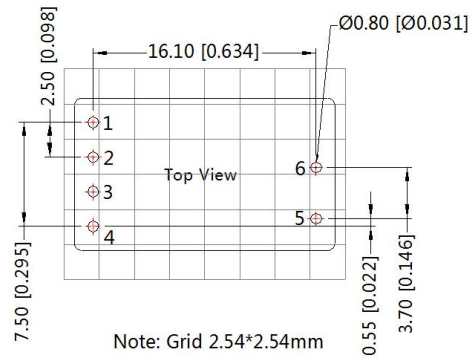
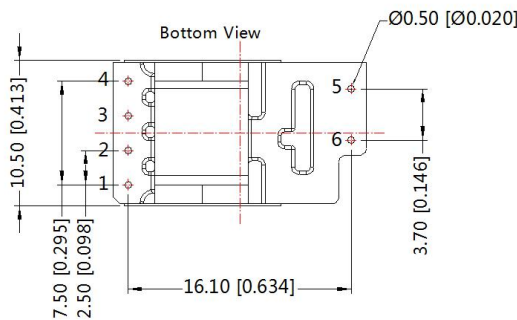
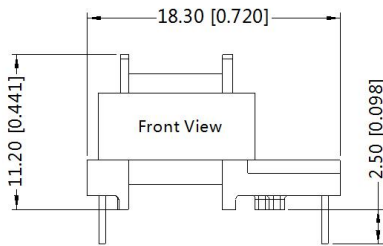


Turns Ratio	TTLDE05-20B05D	TTLDE05-20B12D
N1: N2: N3	18.00: 1: 5.00	8.40: 1: 1.53

Note: The input winding is N1, the output winding is N2, and the auxiliary winding is N3.

Dimensions and Recommended Layout

THIRD ANGLE PROJECTION



Note:  
Unit :mm[inch]  
General tolerances:±0.5[±0.020]

Notes:

1. For additional information on Product Packaging please refer to [www.mornsun-power.com](http://www.mornsun-power.com). Packaging bag number: 58220094;
2. Unless otherwise specified, parameters in this datasheet were measured under the conditions of Ta=25°C, humidity<75%, 10kHz and 100mV;
3. All index testing methods in this datasheet are based on our company corporate standards;
4. We can provide product customization service, please contact our technicians directly for specific information;
5. Our products shall be classified according to ISO14001 and related environmental laws and regulations, and shall be handled by qualified units.

Mornsun Guangzhou Science & Technology Co., Ltd.

Address: No. 5, Kehui St. 1, Kehui Development Center, Science Ave., Guangzhou Science City, Huangpu District, Guangzhou, P. R. China

Tel: 86-20-38601850

Fax: 86-20-80720494

E-mail: info@mornsun.cn

[www.mornsun-power.com](http://www.mornsun-power.com)