

1W isolated DC-DC converter  
Fixed Input Voltage, unregulated dual output



CE Patent Protection RoHS



FEATURES

- Continuous short-circuit protection
- No-load input current as low as 8mA
- Operating ambient temperature range: -40°C ~ +85°C
- I/O isolation test voltage 3k VDC
- Industry standard pin-out
- Compact SIP package
- Designed to meet UL62368 safety standards
- EN62368 approved

IE05\_KS-1WR3 series are specially designed for applications where an isolated voltage is required in a distributed power supply system. They are suitable for occasions of: pre-interference isolation, ground interference elimination, pure digital circuit, voltage isolation conversion circuits, general low frequency analog circuit, relay drive circuit, etc.

Selection Guide

Certification	Part No.	Input Voltage (VDC)	Output		Full Load Efficiency (%) Min./Typ.	Capacitive Load (µF) Max.
		Nominal (Range)	Voltage (VDC)	Current (mA) Max./Min.		
CE	IE0505KS-1WR3	5 (4.75-5.25)	±5	±100/±10	64/68	1200
	IE0509KS-1WR3		±9	±56/±6	65/69	470
	IE0512KS-1WR3		±12	±42/±4	66/70	100
	IE0515KS-1WR3		±15	±33/±3	66/70	100

Input Specifications

Item	Operating Conditions	Min.	Typ.	Max.	Unit	
Input Current (full load / no-load)	5VDC input	5VDC output	--	294/11	313/20	mA
		9VDC output	--	290/8	308/25	
		12VDC/15VDC output	--	285/20	303/40	
Reflected Ripple Current*		--	30	--	mA	
Input Filter		Capacitance Filter				
Hot Plug		Unavailable				

Note: \* Reflected ripple current testing method please see DC-DC Converter Application Notes for specific operation.

Output Specifications

Item	Operating Conditions	Min.	Typ.	Max.	Unit
Voltage Accuracy	full load	--	--	±3	%
Linear Regulation	Input voltage change: ±1%	--	--	±0.25	
Load Regulation	10%-100% load	--	--	±2	
Ripple*	20MHz bandwidth	--	30	75	mVp-p
Noise*		--	60	100	
Temperature Coefficient	full load	--	--	±0.03	%/°C
Short-circuit Protection		Continuous, self-recovery			

Note: \* The "parallel cable" method is used for Ripple and Noise test, please refer to DC-DC Converter Application Notes for specific information.

General Specifications

Item	Operating Conditions	Min.	Typ.	Max.	Unit
Isolation	Input-output Electric Strength Test for 1 minute with a leakage current of 1mA max.	3000	--	--	VDC
Insulation Resistance	Input-output resistance at 500VDC	1000	--	--	MΩ
Isolation Capacitance	Input-output capacitance at 100kHz/0.1V	--	20	--	pF
Operating Temperature	Derating when operating temperature ≥ 71°C, (See Fig. 1)	-40	--	85	°C
Storage Temperature		-55	--	125	
Case Temperature Rise	Ta = 25°C	--	25	--	
Pin Soldering Resistance Temperature	Soldering spot is 1.5mm away from case for 10 seconds	--	--	300	
Storage Humidity	Non-condensing	--	--	95	%RH
Switching Frequency	Full load, nominal input voltage	--	250	--	KHz
MTBF	MIL-HDBK-217F@25°C	3500	--	--	K hours

Mechanical Specifications

Case Material	Black plastic; flame-retardant and heat-resistant (UL94-V0)
Dimensions	27.50 x 9.50 x 12.00mm
Weight	5.2g(Typ.)
Cooling Method	Free air convection

Electromagnetic Compatibility (EMC)

Emissions	CE	CISPR32/EN55032 CLASS B (see Fig. 3 for recommended circuit)
	RE	CISPR32/EN55032 CLASS B (see Fig. 3 for recommended circuit)
Immunity	ESD	IEC/EN61000-4-2 Air ±8kV , Contact ±4kV perf. Criteria B

Typical Characteristic Curves

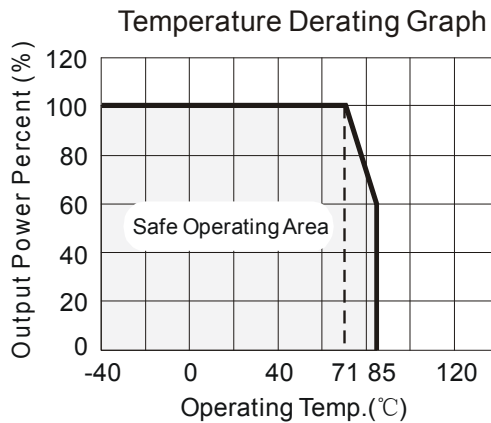
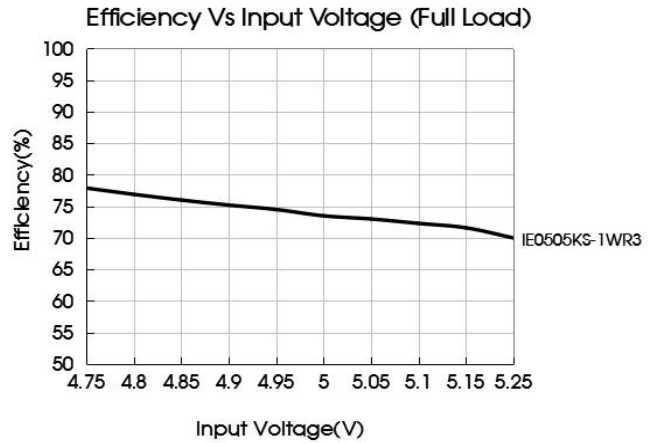
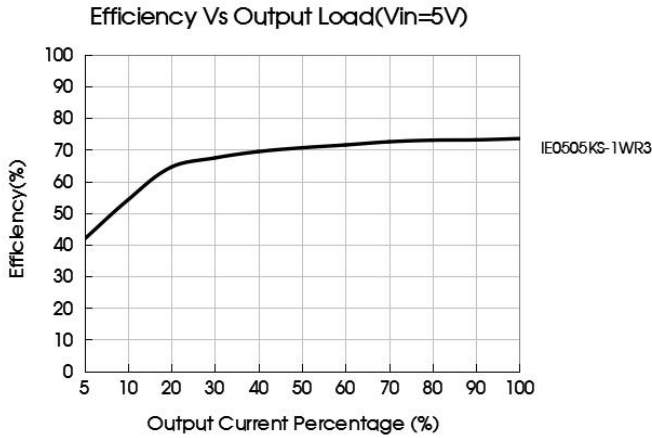


Fig. 1

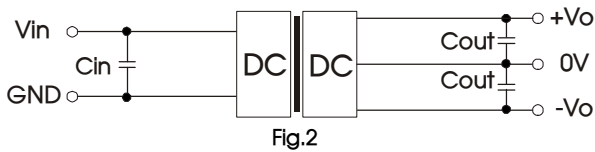


## Design Reference

### 1. Typical application circuit

Input and/or output ripple can be further reduced, by connecting a filter capacitor from the input and/or output terminals to ground as shown in Fig.2.

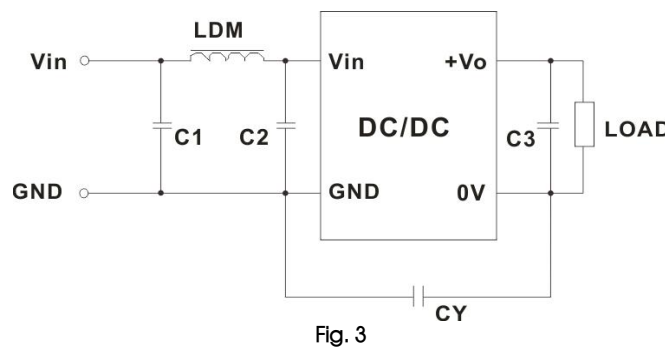
Choosing suitable filter capacitor values is very important for a smooth operation of the modules, particularly to avoid start-up problems caused by capacitor values that are too high. For recommended input and output capacitor values refer to Table 1.



Recommended capacitive load value table (Table 1)

Vin(VDC)	Cin(μF)	Vo (VDC)	Cout(μF)
5	4.7	±5	4.7
--	--	±9/±12	2.2
--	--	±15	1

### 2. EMC (CLASS B) compliance circuit



EMC recommended circuit value table (Table 2)

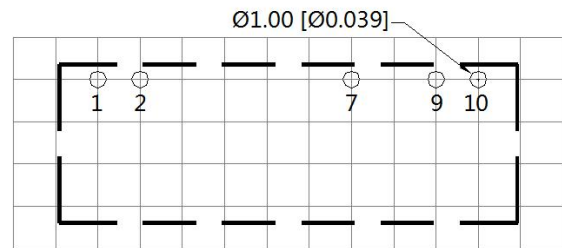
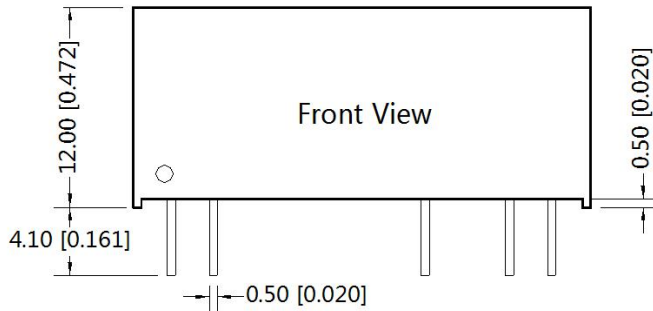
Input voltage 5VDC	Output voltage (VDC)		5/9	12/15
	EMI	C1/C2		4.7μF /25V
CY			--	1nF/4KVDC VISHAY HGZ102MBP TDK CD45-E2GA102M-GKA
C3			Refer to the Cout in table 1	
LDM			6.8μH	

Note: In the case of actual use, the requirements for EMI are high, it is subject to CY (1nF/4kV).

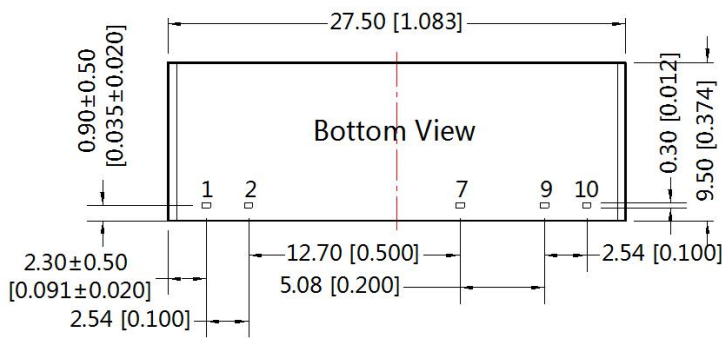
3. For additional information, please refer to DC-DC converter application notes on [www.mornsun-power.com](http://www.mornsun-power.com)

### Dimensions and Recommended Layout

THIRD ANGLE PROJECTION 



Note : Grid 2.54\*2.54mm



Pin-Out	
Pin	Function
1	Vin
2	GND
7	+Vo
9	-Vo
10	0V

Note:  
Unit :mm[inch]  
Pin section tolerances :±0.10[±0.004]  
General tolerances:±0.25[±0.010]

Notes:

1. For additional information on Product Packaging please refer to [www.mornsun-power.com](http://www.mornsun-power.com). Packaging bag number 58200015;
2. If the product is not operated within the required load range, the product performance cannot be guaranteed to comply with all parameters in the datasheet;
3. The maximum capacitive load offered were tested at input voltage range and full load;
4. Unless otherwise specified, parameters in this datasheet were measured under the conditions of  $T_a=25^{\circ}\text{C}$ , humidity<75%RH with nominal input voltage and rated output load;
5. All index testing methods in this datasheet are based on our company corporate standards;
6. We can provide product customization service, please contact our technicians directly for specific information;
7. Products are related to laws and regulations: see "Features" and "EMC";
8. Our products shall be classified according to ISO14001 and related environmental laws and regulations, and shall be handled by qualified units.

**MORNSUN Guangzhou Science & Technology Co., Ltd.**

Address: No. 5, Kehui St. 1, Kehui Development Center, Science Ave., Guangzhou Science City, Luogang District, Guangzhou, P. R. China

Tel: 86-20-38601850

Fax: 86-20-38601272

E-mail: [info@mornsun.cn](mailto:info@mornsun.cn)

[www.mornsun-power.com](http://www.mornsun-power.com)