


3000VAC isolation test voltage, EPC18/16, flyback transformer



RoHS



## FEATURES

- 85 - 305VAC wide input voltage range
- EPC18/16 Bobbin
- Design to meet UL/EN 62368 standards

TTL5-13B15SST transformer series feature with 3000VAC primary to secondary isolation, an operating ambient temperature range of -40°C to +85°C. It can be used with the IC of SSR to achieve flyback power supply design with wide input voltage range and various protection functions and superior EMI performance.

## Selection Guide

Part No.	Input Voltage (VAC)	Output Voltage (VDC)	Output Current (mA)	Auxiliary Voltage (VDC)	Auxiliary Current (mA)	Typical Power (W)	Typical Operating Frequency (kHz)
TTL5-13B15SST	85 - 305	15	1000	20	20	15	65

Note: Refer to Schematic for pins and phase points of the transformers.

## Electrical Specifications

Part No.	Inductance <sup>①</sup> (uH)		K (Flux Density Factor) (Gauss/A)
	Input Inductance	Leakage Inductance Max.	
TTL5-13B15SST	591.68±10%	50	4379

Notes: ①The test signal of the inductance are 10kHz and 100mV, test the leakage inductance of N1 based on N2 and N3 are shorted;  
 ②To ensure the transformer will not saturate in all of the applications and conditions, the peak flux density(Bm) should remain below 3000Gauss. Use the following formula to calculate the peak flux density:  $B_m = K \cdot I_{pk}$ ,  $I_{pk}$  stands for the peak current of input, which unit is A;  
 ③Approximate transformer core loss(Pcv) can be calculated as following formula:  $P_{cv} = 3.9E-14 \cdot f^{1.82} \cdot \Delta B^{2.59}$ , the unit of Pcv is W, f stands for operating frequency, which unit is kHz,  $\Delta B$  is the operating flux density, which unit is Gauss.  $\Delta B$  can be calculated as:  $\Delta B = K \cdot \Delta I$ .

## General Specifications

Item	Operating Conditions	Min.	Typ.	Max.	Unit
Isolation	N1, N3 to N2	3000	--	--	VAC
Operating Temperature <sup>①</sup>		-40	--	+85	°C
Storage Temperature		-40	--	+105	
Storage Humidity	Non-condensing	--	--	95	%RH
Reflow Soldering Temperature <sup>②</sup>		Peak temp. ≤ 245°C, maximum duration time ≤ 60s over 217°C.			
Creepage Distance <sup>③</sup>		5	--	--	mm
Clearance <sup>③</sup>		5	--	--	

Notes: ①The operating temperature of the transformer is the ambient temperature.  
 ②We suggest that times of reflow soldering should not exceed twice.  
 ③The isolation design of the external circuit must meet the electrical clearance and creepage distance.

## Mechanical Specifications

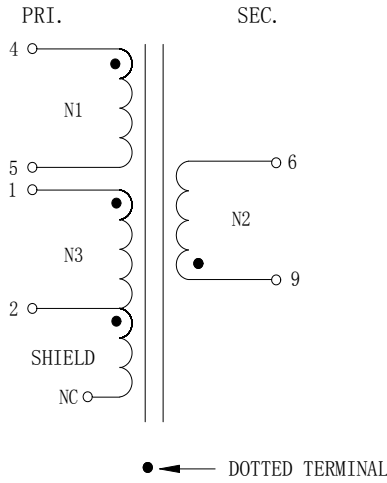
Weight	8.50g (Typ.)
--------	--------------

## Material Certification

Material	UL No.
Bobbin	E41429
Tape	E17385
Wire 1	E253843
Wire 2	E206440

Varnish	E317427
Glue	E250719

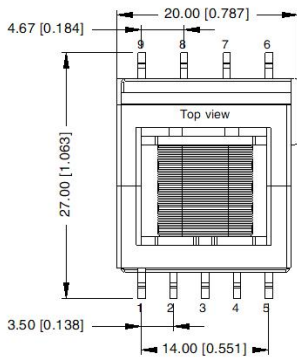
Schematic



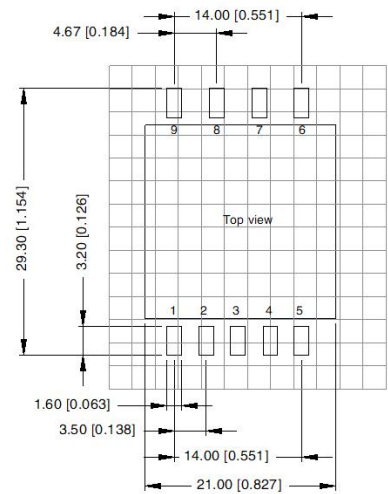
Turns Ratio	TTL5-13B15SST
N1: N2: N3	6.14: 1: 1.35
Note: Input: N1, output: N2, auxiliary: N3.	

Dimensions and Recommended Layout

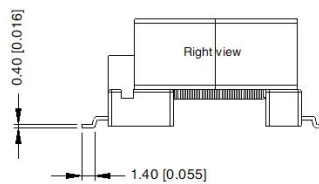
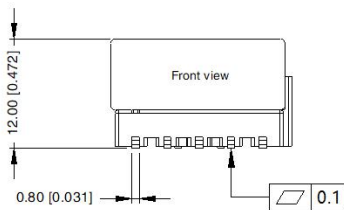
THIRD ANGLE PROJECTION



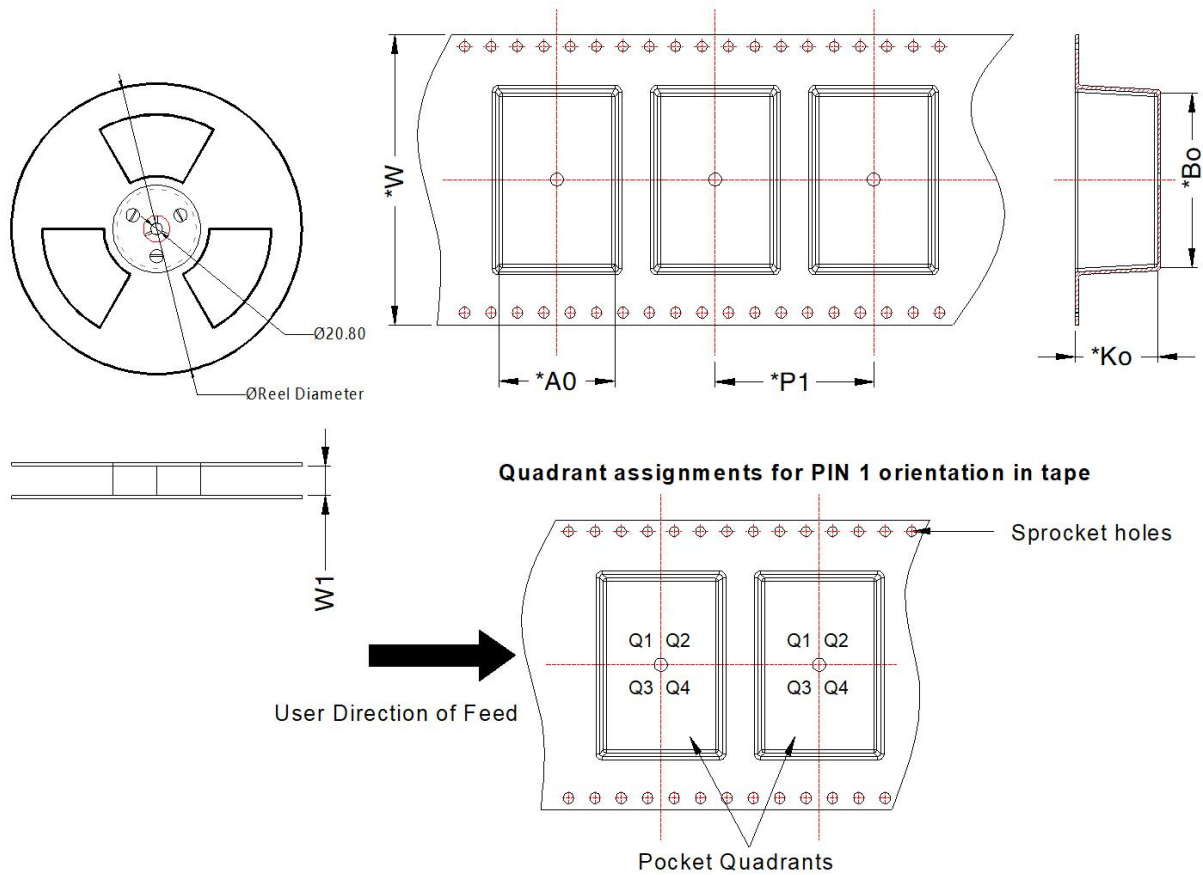
Note:  
Unit: mm[inch]  
General tolerances:  $\pm 0.5 [\pm 0.020]$   
Pin section tolerance:  $\pm 0.1 [\pm 0.004]$



Note: Grid 2.54\*2.54mm



Tape and Reel Info



Device	Package Type	Pin	SPQ	Reel Diameter (mm)	Reel Width W1 (mm)	A0 (mm)	B0 (mm)	K0 (mm)	P1 (mm)	W (mm)	Pin1 Quadrant
TTL5-13BxxSST	SMD	9	150	330.0	44.4	20.6	27.6	12.5	28	44	Q2

Notes:

1. For additional information on Product Packaging please refer to [www.mornsun-power.com](http://www.mornsun-power.com). Packaging bag number: 58210412;
2. Unless otherwise specified, parameters in this datasheet were measured under the conditions of Ta=25°C, humidity<75%, 10kHz and 100mV;
3. All index testing methods in this datasheet are based on our company corporate standards;
4. We can provide product customization service, please contact our technicians directly for specific information;
5. Our products shall be classified according to ISO14001 and related environmental laws and regulations, and shall be handled by qualified units.

Mornsun Guangzhou Science & Technology Co., Ltd.

Address: No. 5, Kehui St. 1, Kehui Development Center, Science Ave., Guangzhou Science City, Huangpu District, Guangzhou, P. R. China

Tel: 86-20-38601850

Fax: 86-20-38601272

E-mail: info@mornsun.cn

www.mornsun-power.com