



FEATURES

- Universal 85 - 305VAC or 100 - 430VDC input voltage
- Accepts AC or DC input (dual-use of same terminal)
- Operating ambient temperature range: -40°C to +85°C
- Compact size, high power density
- Low standby power consumption, high efficiency
- High I/O isolation test voltage up to 4000VAC
- Low ripple & noise
- Output short circuit, over-current, over-voltage protection
- OVC III (meet EN62477)
- Operating altitude up to 5000m
- 3 years warranty

LM100-23BxxR2S series is the ultra-small Mornsun second-generation new industrial standard enclosed power supply, which has innovated the industrial power supply standard from the aspect of dimension, performance, technology and structure. It features universal AC input and at the same time accepts DC input voltage, cost-effective, low no load power consumption, high efficiency, high reliability and reinforced isolation. These converters offer excellent EMC performance and meet IEC/EN61000-4, CISPR32/EN55032, UL/IEC/EN/BS EN62368, EN60335, EN61558, EN62477, GB4943. standards and they are widely used in areas of industrial, LED, street light control, security, telecommunications, smart home etc. For extremely harsh EMC environment, we recommend using the application circuit show in Design Reference of this datasheet.

Selection Guide

Part No.*	Output Power (W)	Nominal Output Voltage and Current (Vo/Io)	Output Voltage Adjustable Range (V)	Efficiency at 230VAC (%) Typ.	Capacitive Load (uF) Max.
LM100-23B05R2S	90	5V/18A	4.75-5.75	87.0	10000
LM100-23B12R2S	102	12V/8.5A	11.4-13.8	90.0	6800
LM100-23B15R2S	105	15V/7.0A	14.25-17.25	90.0	3300
LM100-23B24R2S	108	24V/4.5A	22.8-27.6	90.5	2200
LM100-23B36R2S	100.8	36V/2.8A	34.2-41.4	90.5	1000
LM100-23B48R2S	110.4	48V/2.3A	43.2-52.8	91.5	470
LM100-23B54R2S	102.6	54V/1.9A	51.3-56.7	91.5	220

Note: *1. Use suffix "Q" for conformal coating and "QQ" for both sides conformal coating.

2. If the terminal cover is required, please order "PJA-033" for self-installation.

3. The product picture is for reference only. For details, please refer to the actual product.

Input Specifications

Item	Operating Conditions		Min.	Typ.	Max.	Unit
Input Voltage Range	AC input		85	--	305	VAC
	DC input		100	--	430	VDC
Input Voltage Frequency			47	--	63	Hz
Input Current	115VAC		--	--	3	A
	230VAC		--	--	1.5	
Inrush Current	115VAC	Cold start	--	35	--	
	230VAC		--	65	--	
Leakage Current	277VAC		<0.75mA			
Hot Plug			Unavailable			

Output Specifications

Item	Operating Conditions		Min.	Typ.	Max.	Unit
Output Voltage Accuracy	Full load range	5V	--	±2	--	%
		12V/15V/24V/36V/48V/54V	--	±1	--	

AC/DC 100W Enclosed Switching Power Supply

LM100-23BxxR2S(-Q, -QQ) Series

MORNSUN®

Line Regulation	Rated load		--	±0.5	--	%
Load Regulation	0% - 100% load	5V	--	±1	--	
		12V/15V/24V/36V/48V/54V		--	±0.5	
Ripple & Noise*	230VAC, Rated load; 20MHz bandwidth (peak-to-peak value)	5V	--	150	--	mV
		12V/15V	--	120	--	
		24V		150		
		36V/48V/54V	--	200	--	
Temperature Coefficient			--	±0.03	--	%/°C
Minimum Load			0	--	--	%
Stand-by Power Consumption	Room temperature, 230VAC input		--	0.3	0.5	W
Hold-up Time	115VAC		--	10	--	ms
	230VAC		--	55	--	
Short Circuit Protection	Recovery time <5s after the short circuit disappear.		Hiccup, continuous, self-recover			
Over-current Protection			115% - 300% Io, Hiccup, self-recover			
Over-voltage Protection	5V		≤7.5VDC (Clamp, self-recover)			
	12V		≤19.2VDC (Hiccup, self-recover)			
	15V		≤24VDC (Clamp, self-recover)			
	24V		≤38.4VDC (Clamp, self-recover)			
	36V		≤57.6VDC (Hiccup, self-recover)			
	48V		≤60VDC (Clamp, self-recover)			
	54V		≤70VDC (Clamp, self-recover)			
Note: *The “Tip and barrel method” is used for ripple and noise test, output parallel 47uF electrolytic capacitor and 0.1uF ceramic capacitor, please refer to Enclosed Switching Power Supply Application Notes for specific information.						

General Specifications

Item		Operating Conditions		Min.	Typ.	Max.	Unit
Isolation	Input - ⊕	Electric strength test for 1min., leakage current <10mA		2000	--	--	VAC
	Input - output	Electric strength test for 1min., leakage current <5mA		4000	--	--	
	Output - ⊕	Electric strength test for 1min., leakage current <5mA		1250	--	--	
Insulation Resistance	Input - ⊕	Test voltage at 500VDC		100	--	--	M Ω
	Input - output			100	--	--	
	Output - ⊕			100	--	--	
Operating Temperature				-40	--	+85	℃
Storage Temperature				-40	--	+85	
Operating Humidity		Non-condensing		20	--	90	%RH
Storage Humidity				10	--	95	
Switching Frequency				--	80	--	kHz
Power Derating		+45℃ to +70℃	5V	1.60	--	--	% /℃
		+50℃ to +70℃	12V/15V/24V/36V/48V/54V	2.00	--	--	
		+70℃ to +85℃		2.00			
		-40℃ to -30℃		5.00	--	--	
		85VAC - 100VAC		1.33	--	--	% /VAC
		277VAC - 305VAC		0.71	--	--	
Safety Standard		5V/12V/15V/24V/36V/48V		Design refer to UL/IEC/BS EN/EN62368-1, GB4943.1, IS13252 (Part1), BS EN/EN60335-1, BS EN/EN61558-1, EN62477-1			
		54V		Design refer to UL/IEC/BS EN/EN62368-1, GB4943.1, BS EN/ EN60335-1, BS EN/EN61558-1, EN62477-1			
Safety Class				CLASS I			

MORNSUN®

MORNSUN Guangzhou Science & Technology Co., Ltd.

2025.01.09-A/0

Page 2 of 5

MORNSUN Guangzhou Science & Technology Co., Ltd. reserves the copyright and right of final interpretation

MTBF	MIL-HDBK-217F@25°C	≥300,000 h
------	--------------------	------------

Mechanical Specifications

Case Material	Metal (AL5052, SGCC)
Dimensions	99.00 x 97.00 x 30.00 mm
Weight	260g (Typ.)
Cooling Method	Free air convection

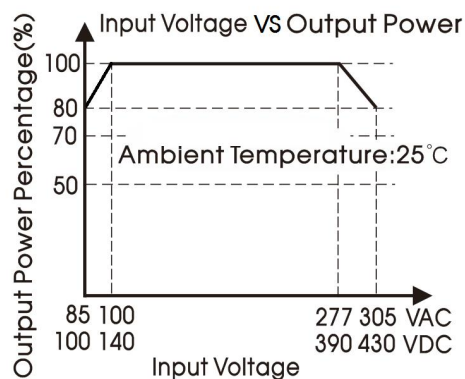
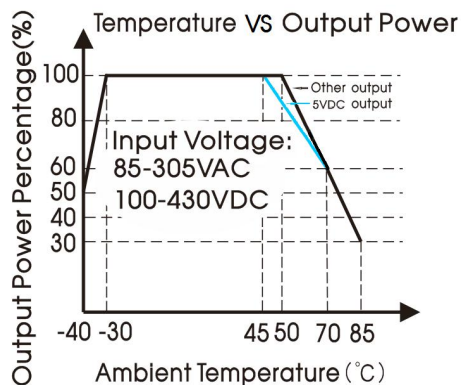
Electromagnetic Compatibility (EMC)

Emissions	CE	CISPR32/EN55032	CLASS B	
	RE	CISPR32/EN55032	CLASS B	
	Harmonic current	IEC/EN61000-3-2	CLASS A	
Immunity	ESD	IEC/EN61000-4-2	Contact ±6KV/Air ±8KV	perf. Criteria A
	RS	IEC/EN61000-4-3	10V/m	perf. Criteria A
	EFT	IEC/EN61000-4-4	±4KV	perf. Criteria A
	Surge	IEC/EN61000-4-5	line to line ±2KV/line to PE ±4KV	perf. Criteria A
	CS	IEC/EN61000-4-6	10 Vr.m.s	perf. Criteria A
	MS	IEC/EN61000-4-8	30A/m	perf. Criteria A
	Voltage variation*	IEC61000-6-2/IEC61000-4-11	70% Un, 25/30 cycle(50/60Hz) 40% Un, 10/12 cycle(50/60Hz) 0% Un, 1 cycle	perf. Criteria B
	Voltage interruption*	IEC61000-6-2/IEC61000-4-11	0% Un, 250/300 cycle(50/60Hz)	perf. Criteria C

Note: 1. If the EMC performance needed to be improved, please add EMC filter FC-L03Wx series (see wiring diagram 1). Details of specific indicators please refer to filter datasheet.

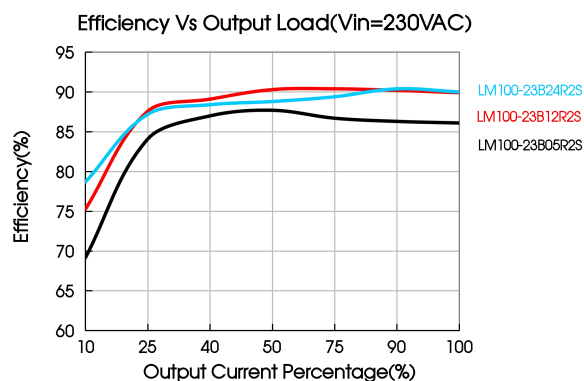
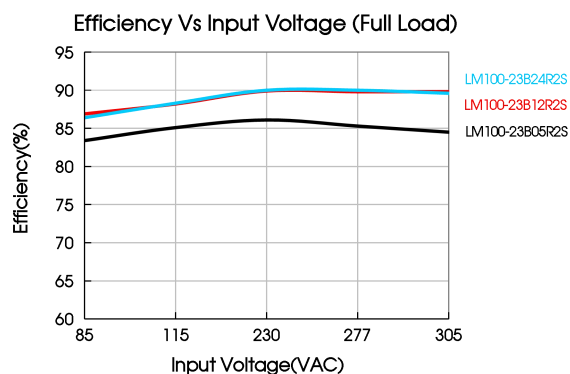
2. *Un is the maximum input nominal voltage.

Product Characteristic Curve



Note: 1. With an AC input voltage between 85 -100VAC/277-305VAC and a DC input between 100 -140VDC/390-430VDC the output power must be derated as per the temperature derating curves;

2. This product is suitable for applications using natural air cooling; for applications in closed environment please consult Mornsun FAE.



FC-L03Wx & LM100-23BxxR2S Wiring Diagram

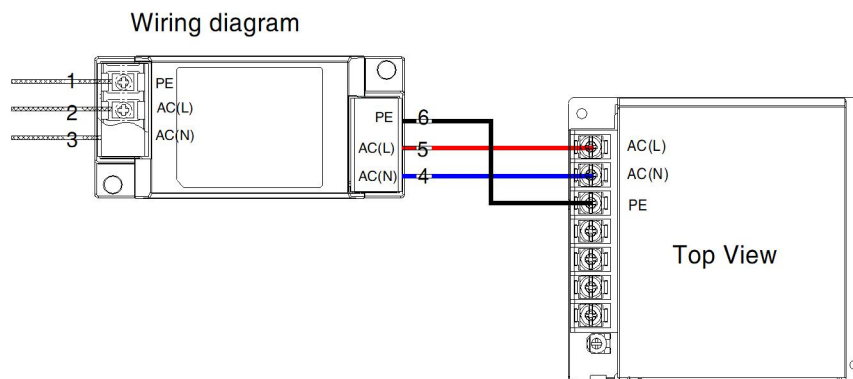
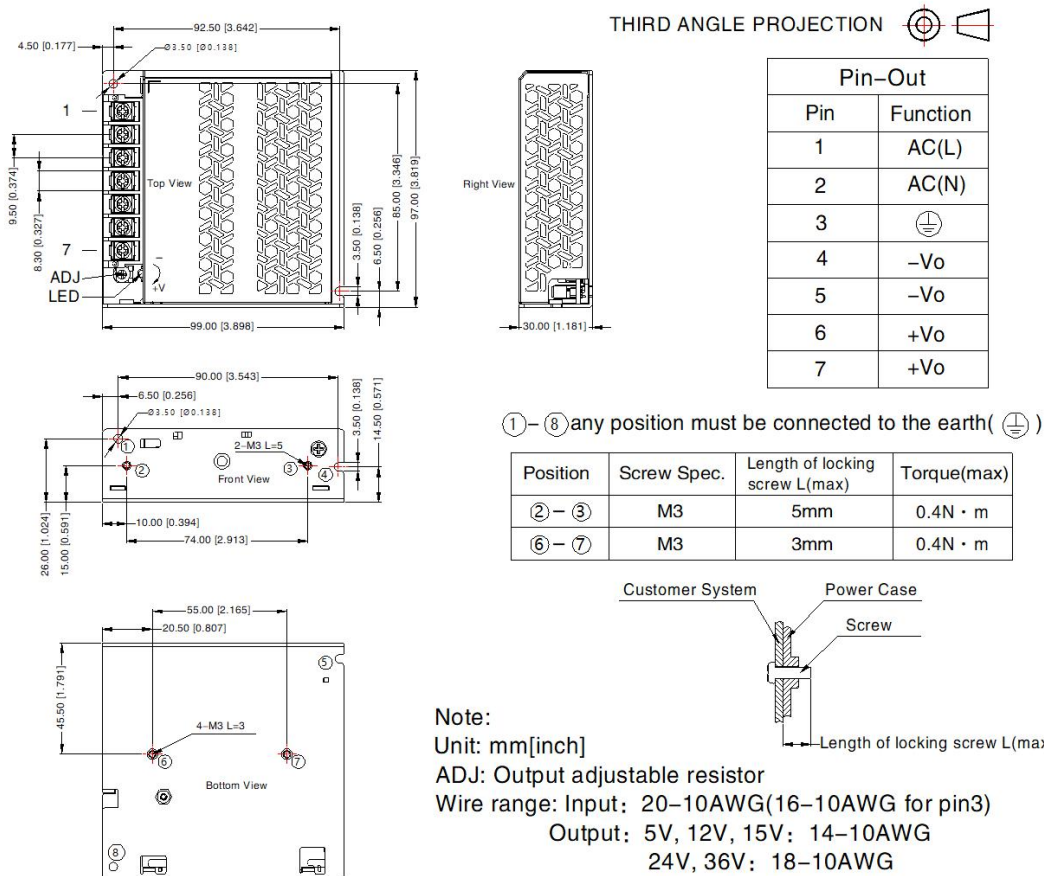


Fig. 1: EMC application circuit with higher requirement

Dimensions and Recommended Layout



Note:

1. For additional information on Product Packaging please refer to www.mornsun-power.com. Packaging bag number: 58220269;
2. Unless otherwise specified, parameters in this datasheet were measured under the conditions of $T_a=25^{\circ}\text{C}$, humidity<75%RH with nominal input voltage and rated output load;
3. The room temperature derating of $5^{\circ}\text{C}/1000\text{m}$ is needed for operating altitude greater than 2000m;
4. All index testing methods in this datasheet are based on our company corporate standards;
5. In order to improve the efficiency at high input voltage, there will be audible noise generated, but it does not affect product performance and reliability;
6. We can provide product customization service, please contact our technicians directly for specific information;
7. Products are related to laws and regulations: see "Features" and "EMC";
8. The out case needs to be connected to the earth (\oplus) of system when the terminal equipment in operating;
9. The output voltage can be adjusted by the ADJ, clockwise to increase;
10. Our products shall be classified according to ISO14001 and related environmental laws and regulations, and shall be handled by qualified units;
11. The power supply is considered a component which will be installed into a terminal equipment. All EMC tests should be confirmed with the final equipment. Please consult our FAE for EMC test operation instructions.

Mornsun Guangzhou Science & Technology Co., Ltd.

Address: No. 8 Nanyun 4th Road, Huangpu District, Guangzhou, China

Tel: 86-20-38601850

Fax: 86-20-38601272

E-mail: info@mornsun.cn

www.mornsun-power.com