



Active Single channel Analog signal Isolation barrier (Vin & Vout) T55/56/65/66_B

APPLICATIONS

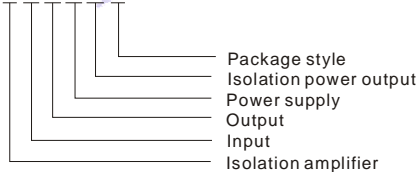
Analog signal isolation barrier, is a signal conditioner with electrical insulation between input and output, it can receive a variety of analog signal input from the field instrument, and transmit a standard output signal or user-specified special signal to the control room or DCS. The product is mutually isolated between power supply, isolation power out, input and output. It is widely used in the industrial measurement systems, medical electronic equipment, electrical equipment etc. Adopting high efficiency electromagnetism isolation technology to achieve signal isolation, it is available to keep high output accuracy, good linearity and low temperature drift.

FEATURES

- Four-port Isolation (input, output, power supply and isolation power output)
- High accuracy (0.1% F.S.)
- High linearity (0.1% F.S.)
- Isolation voltage(2.5KVDC/60S)
- High frequency response
- Low temperature drift(35PPM/°C)
- Industry class (Operation temp.: -25°C to +71°C)
- High reliability(MTBF>500,000 hours)

MODEL SELECTION

TXXXXB



MORNSUN Science & Technology Co.,Ltd.

Address: No. 5, Kehui St. 1, Kehui development center, Science Ave., Guangzhou Science City, Luogang district, Guangzhou,P.R.China.

Tel: 86-20-28203030

Fax:86-20-28203068

<http://www.mornsun-power.com>

PRODUCT PROGRAM

Part Number	Power Supply	Input	Output	Isolation Power Output	Channels
T6630B	24V	0-5V	0-5V	NONE	1
T5630B	24V	0-10V	0-5V	NONE	1
T5533B	24V	0-10V	0-10V	24V	1
T5530B	24V	0-10V	0-10V	NONE	1

Note: We could also offer customer design for special input and output.

ELECTRICAL CHARACTERISTICS

Power Supply Parameter	Power Supply	(Nominal Power Supply)±5%
	Power Consumption	≤2W
	Power Protection	Reverse protection
Isolation Power Output Parameter	Output Voltage	(Nominal)±10%
	Output Current	≤25mA
Input Parameter	Input Signal	See product program
	Input Impedance	≥10MΩ
	Overload	≤15V
Output Parameter	Output Signal	See product program
	Load Capacity	≥1KΩ(@MAX Output)

TRANSMISSION CHARACTERISTICS

Zero Offset	0.1%F.S.
Gain Error	0.1%F.S.
Temperature Drift	0.0035%F.S./°C (-25°C to +71°C)

ISOLATION CHARACTERISTICS

Galvanic Isolation	Four-port Isolation (input, output, power supply and isolation power output)
Isolation Voltage	2.5kVDC (Tested for 1minute and leakage current < 1mA, humidity < 70%) (Note: It is 500VDC between input and isolation power out when there is isolation power out)
Insulation Resistance	100MΩ,500VDC (Between signal input, signal output, power supply and isolation power output)

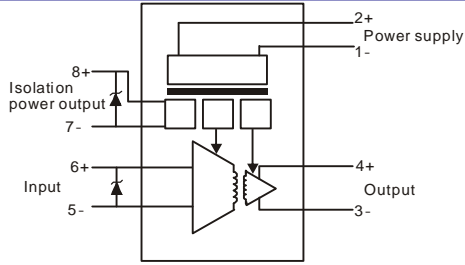
OTHER CHARACTERISTICS

Ambient temperature	Operation temperature:-25°C to +71°C
	Transport and Storage temperature:-40°C to +85°C
Package	35mm DIN-rail package
Safety Class	IP20(IEC60529 / EN60529)
EMC compliance	GB/T 18268(IEC61326-1)
Weight	About 60g
Application environment	No dust, fierce vibration, impulsion and corrosive gas

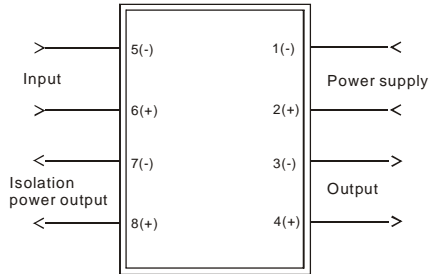
Note:

1. All specifications measured at TA=25°C, humidity<75%, nominal input voltage and rated output load unless otherwise specified.
2. Only typical models listed, specifications of custom product may be different. Please contact our service people directly for certain conditions.

SINGLE CHANNEL SCHEMATIC DIAGRAM



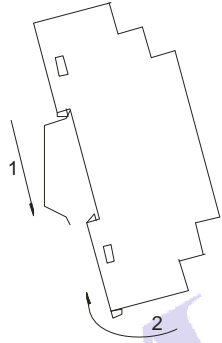
APPLICATION CIRCUIT DIAGRAM



INSTALLATION

DIN35mm standard rail installation

- Upside of the instrument card in the rail;
- Push underside of the instrument into the rail.



CONNECTION

- Cross section area of wiring: $0.5\text{mm}^2\text{-}2.5\text{mm}^2$;
- Multi-strand wire, the length of bare wire is about 8mm, fixed by the M4 bolt.

Application Note

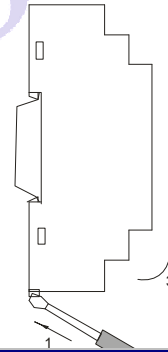
- Please read the user manual carefully before using. If any questions please contact our technical support department.
- Please do not use this product in hazardous area.
- The power supply of this product should be DC power source. It is forbidden to use 220VAC power supply.
- To avoid equipment invalidation, or any failure, users' disassembling this product is forbidden.

AFTER SERVICE

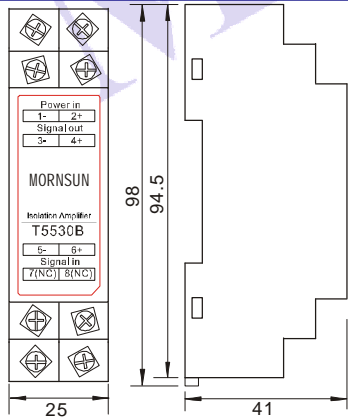
- Products are carefully inspected and controlled before going out from our factory. If they operated abnormally or there were anything wrong in the inner parts, please contact with our agents near you or technical support in our company as soon as possible.
- 3 years warranty since the delivery date. During the period of quality guarantee, our company will repair or change free of charge if product has any quality problem in the process of normally using.

DISASSEMBLY

- Use a screwdriver (Width of edge $\leq 6\text{mm}$), cut in the metal card lock from the underside;
- Boost up the screwdriver and prize the metal card lock downwards;
- Pull the instrument out of the rail.



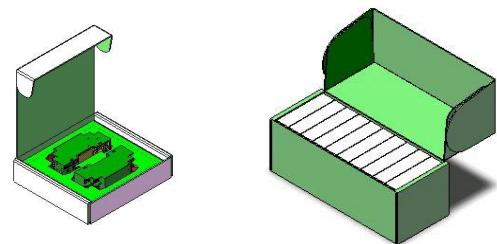
PACKAGING SIZE AND TERMINAL DESCRIPTION



1-	Power supply-
2+	Power supply+
3-	Output-
4+	Output+
5-	Input-
6+	Input+
7-	Isolation power output-
8+	Isolation power output+

Unit: mm Tolerance: ± 0.5

PACKAGING DIAGRAM



Inner packaging box dimensions: L*W*H=165*155*40mm
 Packaging Quantity: 2pcs
 Outer packaging box dimensions: L*W*H=425*175*160mm
 Packaging Quantity: 20pcs