



A_D-W25 & B_LD-W25 Series

0.25W, FIXED INPUT, ISOLATED & UNREGULATED
DUAL/SINGLE OUTPUT DC-DC CONVERTER

RoHS

FEATURES

- 1KVDC isolation
- DIP package
- Internal SMD construction
- Temperature range: -40°C to +85°C
- No heat sink required
- No external component required
- Industry standard pinout
- RoHS Compliance

APPLICATIONS

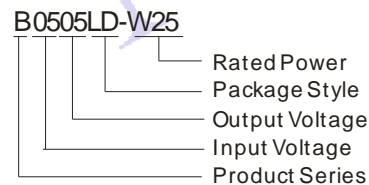
The A_D-W25 & B_LD-W25 series are specially designed for applications where a group of polar power supplies are isolated from the input power supply in a distributed power supply system on a circuit board.

These products apply to:

- 1) Where the voltage of the input power supply is fixed (voltage variation $\leq \pm 10\%$);
- 2) Where isolation is necessary between input and output (isolation voltage $\leq 1000\text{VDC}$);
- 3) Where the regulation of the output voltage and the output ripple noise are not demanding.

Such as: purely digital circuits, ordinary low frequency analog circuits, and IGBT power device driving circuits.

MODEL SELECTION



MORNSUN Science & Technology Co.,Ltd.

Address: No. 5, Kehui St. 1, Kehui development center, Science Ave., Guangzhou Science City, Luogang district, Guangzhou, P.R.China.

Tel: 86-20-28203030

Fax: 86-20-28203068

[Http://www.mornsun-power.com](http://www.mornsun-power.com)

PRODUCT PROGRAM

Part Number	Input		Output		Efficiency (% , Typ)
	Voltage (VDC)		Voltage (VDC)	Current (mA) Max.	
	Nominal	Range			
*B0303LD-W25	3.3	3.0-3.6	3.3	75.8	62
*B0305LD-W25			5	50	65
*A0515D- W25	5	4.5-5.5	± 15	± 8.3	65
B0505LD- W25			5	50	64
*B0509 LD- W25			9	27.8	65
B0512 LD- W25			12	20.8	67
*B0515 LD- W25			15	16.7	65
*A1205D- W25	12	10.8-13.2	± 5	± 25	62
*A1209D- W25			± 9	± 13.8	63
*A1212D- W25			± 12	± 10.4	64
*A1215D- W25			± 15	± 8.3	65
*B1203 LD- W25			3.3	75.8	62
*B1205 LD- W25			5	50	65
*B1209 LD- W25			9	27.8	66
*B1212 LD- W25			12	20.8	67
*B1215 LD- W25			15	16.7	66
*A2405D- W25			24	21.6-26.4	± 5
*A2409D- W25	± 9	± 13.8			64
A2412D- W25	± 12	± 10.4			65
*A2415D- W25	± 15	± 8.3			65
*B2405 LD- W25	5	50			63
*B2409 LD- W25	9	27.8			63
*B2412 LD- W25	12	20.8			65
*B2415 LD- W25	15	16.7			65
*B2424LD- W25	24	10.4			64

*Designing.

COMMON SPECIFICATIONS

Item	Test conditions	Min.	Typ.	Max.	Units
Storage humidity range				95	%
Operating temperature		-40		85	°C
Storage temperature		-55		125	
Temp. rise at full load			15	25	
Lead temperature	1.5mm from case for 10 seconds			300	
Short circuit protection*				1	S
Cooling		Free air convection			
Case material		Plastic (UL94-V0)			
MTBF		3500			K hours
Weight			2.1		g

*Supply voltage must be discontinued at the end of short circuit duration.

ISOLATION SPECIFICATIONS

Item	Test conditions	Min.	Typ.	Max.	Units
Isolation voltage	Tested for 1 minute and 1 mA max	1000			VDC
Isolation resistance	Test at 500VDC	1000			MΩ

OUTPUT SPECIFICATIONS

Item	Test conditions	Min.	Typ.	Max.	Units
Output power				0.25	W
Line regulation	For Vin change of 1%	(3.3output)		±1.5	%
		(others output)		±1.2	
Load regulation	10% to 100% load	(3.3 output)	12	20	%
		(5V output)	10.5	15	
		(9V output)	8.3	15	
		(12V output)	6.8	15	
		(15V output)	6.3	15	
Output voltage accuracy	See tolerance envelope graph				
Temperature drift	100% full load			0.03	%/°C
Ripple & Noise*	20MHz Bandwidth	(A_D-W25)	50	75	mVp-p
		(B_LD-W25)	75	100	
Switching frequency	Full load, nominal input		100		KHz

*Test ripple and noise by "parallel cable" method. See detailed operation instructions at Testing of Power Converter section, application notes.

APPLICATION NOTE

1) Requirement on output load

To ensure this module can operate efficiently and reliably, During operation, the minimum output load **could not be less than 10% of the full load**. If the actual output power is very small, please connect a resistor with proper resistance at the output end in parallel to increase the load.

2) Overload Protection

Under normal operating conditions, the output circuit of these products has no protection against overload. The simplest method is to connect a self-recovery fuse in series at the input end or add a circuit breaker to the circuit.

3) Recommended circuit

If you want to further decrease the input/output ripple, an "LC" filtering network may be connected to the input and output ends of the DC/DC converter, see (Figure 1).

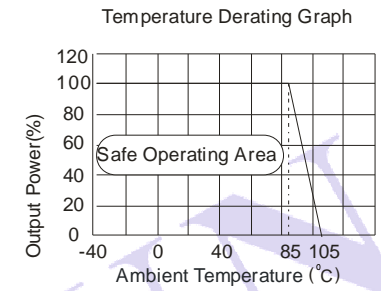
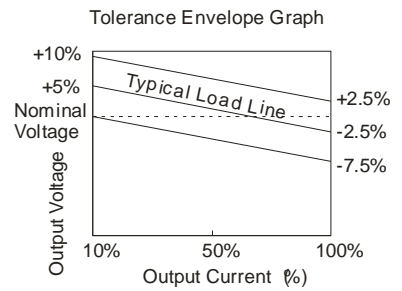
It should also be noted that the inductance and the frequency of the "LC" filtering network should be staggered with the DC/DC frequency to avoid mutual interference. However, the capacitance of the output filter capacitor must be proper. If the capacitance is too big, a startup problem might arise. It's not recommended to connect any external capacitor in the application field.

4) Output Voltage Regulation and Over-voltage Protection Circuit

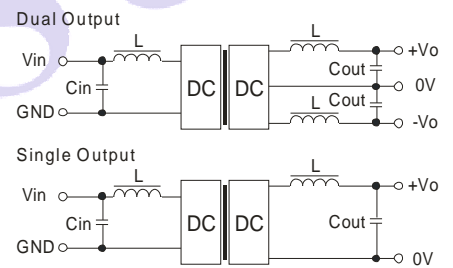
The simplest device for output voltage regulation, over-voltage and over-current protection is a linear voltage regulator with overheat protection that is connected to the input or output end in series (Figure 2).

5) No parallel connection or plug and play

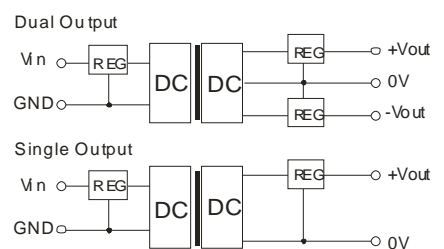
TYPICAL CHARACTERISTICS



RECOMMENDED CIRCUIT



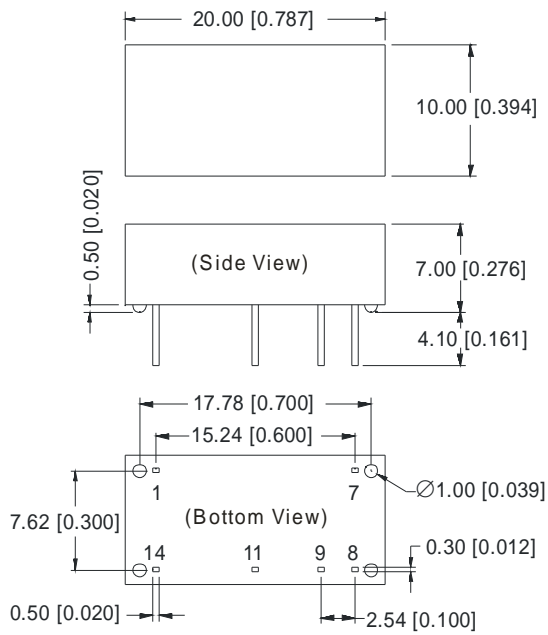
(Figure 1)



(Figure 2)

OUTLINE DIMENSIONS & PIN CONNECTIONS

MECHANICAL DIMENSIONS



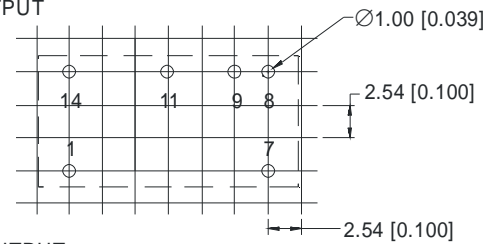
Note:
 Unit:mm[inch]
 Pin section tolerances: $\pm 0.10\text{mm}$ [$\pm 0.004\text{inch}$]
 General tolerances: $\pm 0.25\text{mm}$ [$\pm 0.010\text{inch}$]

FOOTPRINT DETAILS		
Pin	Single	Dual
1	GND	GND
7	NC	NC
8	0V	0V
9	+Vo	+Vo
11	No Pin	-Vo
14	Vin	Vin

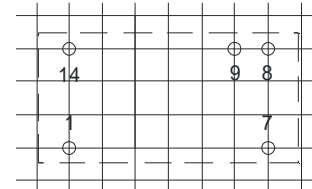
NC: No connection

RECOMMENDED FOOTPRINT

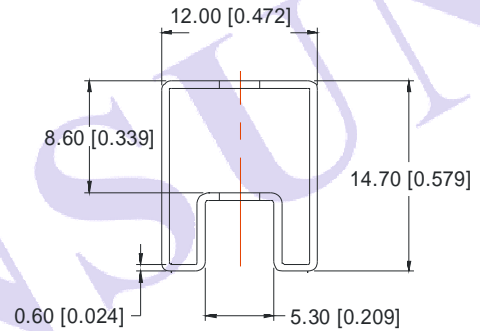
DUAL OUTPUT



SINGLE OUTPUT



TUBE OUTLINE DIMENSIONS



Note:
 Unit :mm[inch]
 General tolerances: $\pm 0.50\text{mm}$ [$\pm 0.020\text{inch}$]
 L=530mm[20.866inch] Tube Quantity: 25pcs
 L=220mm[8.661inch] Tube Quantity: 10pcs

Note:

1. Operation under minimum load will not damage the converter; However, they may not meet all specification listed, and that will reduce the life of product.
2. All specifications measured at $T_a=25^\circ\text{C}$, humidity<75%, nominal input voltage and rated output load unless otherwise specified.
3. In this datasheet, all the test methods of indications are based on corporate standards.
4. Only typical models listed, other models may be different, please contact our technical person for more details.